

# Interpret Pictograms 2 5 10

How many more sparrows are there than robins?

What is the total number of birds?

How did you calculate this?

Can you think of your own questions to ask a friend?






.....




Which is the most popular sport?

How many children voted for football and swimming altogether?

What could the title of this pictogram be?

Sport	
Football	
Tennis	
Basketball	
Hockey	
Swimming	

 = 2 children

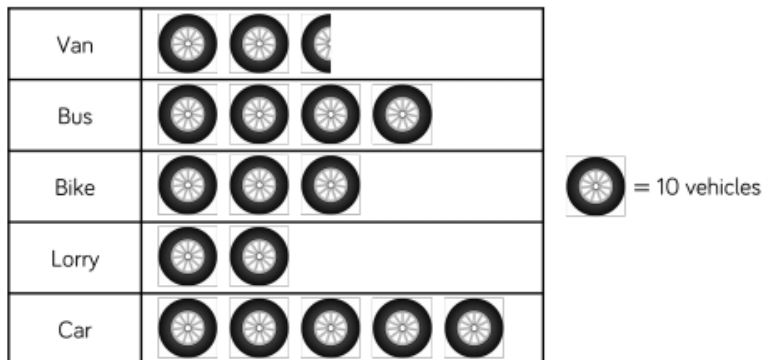
Use the pictogram to decide if the statements are true or false.

Animal	Number on farm
Pigs	★ ★ ★ ★ ★ ★
Sheep	★ ★ ★ ★ ★
Horses	★
Chickens	★ ★ ★ ★
Cows	★ ★ ★ ★ ★ ★ ★ ★

★ = 10 animals

Statement	True or False?
Horses were the least popular animal.	
The number of chickens seen was half the number of cows seen.	
The total amount of pigs and sheep is 70	
There were 8 cows on the farm.	
There were 10 fewer chickens than sheep.	

Jack and Whitney have carried out a traffic survey.



Jack says;



If I add the number of lorries and bikes together then it will be equal to the number of cars

Is he right? Convince me.



## Convince me

There are more ice-creams sold at the weekend than during the rest of the week.

## True or False (Why?)

Three ice creams were sold on Tuesday.

## Justify

If the staff needed to pick one day to have off during the week, which would be the best day and why?

