


Year 2

Statistics



Name _____

1 Rosie draws a tally chart for the hair colour of the children in her class.

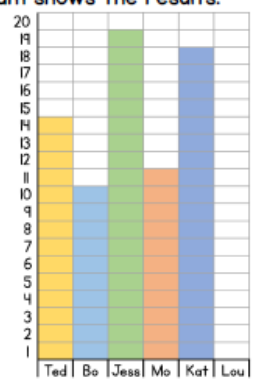
Hair colour	Tally	Number
Brown		
Blonde		
Black		6
Ginger		2

How many children have brown hair? _____ children 1 mark

Complete the tally for children with blonde hair. 1 mark

How many children are in Rosie's class? _____ children 1 mark

2 The children in class 2 have a competition. They count how many balls go through a hoop in 1 minute. The diagram shows the results.



Child	Balls
Ted	15
Bo	10
Jess	19
Mo	11
Kat	18
Lou	5

Who gets the most balls through the hoop? _____ 1 mark





How many more balls does Kat get through the hoop than Mo? _____ 1 mark

Lou gets 5 balls through the hoop. Show this information on the block diagram. 1 mark

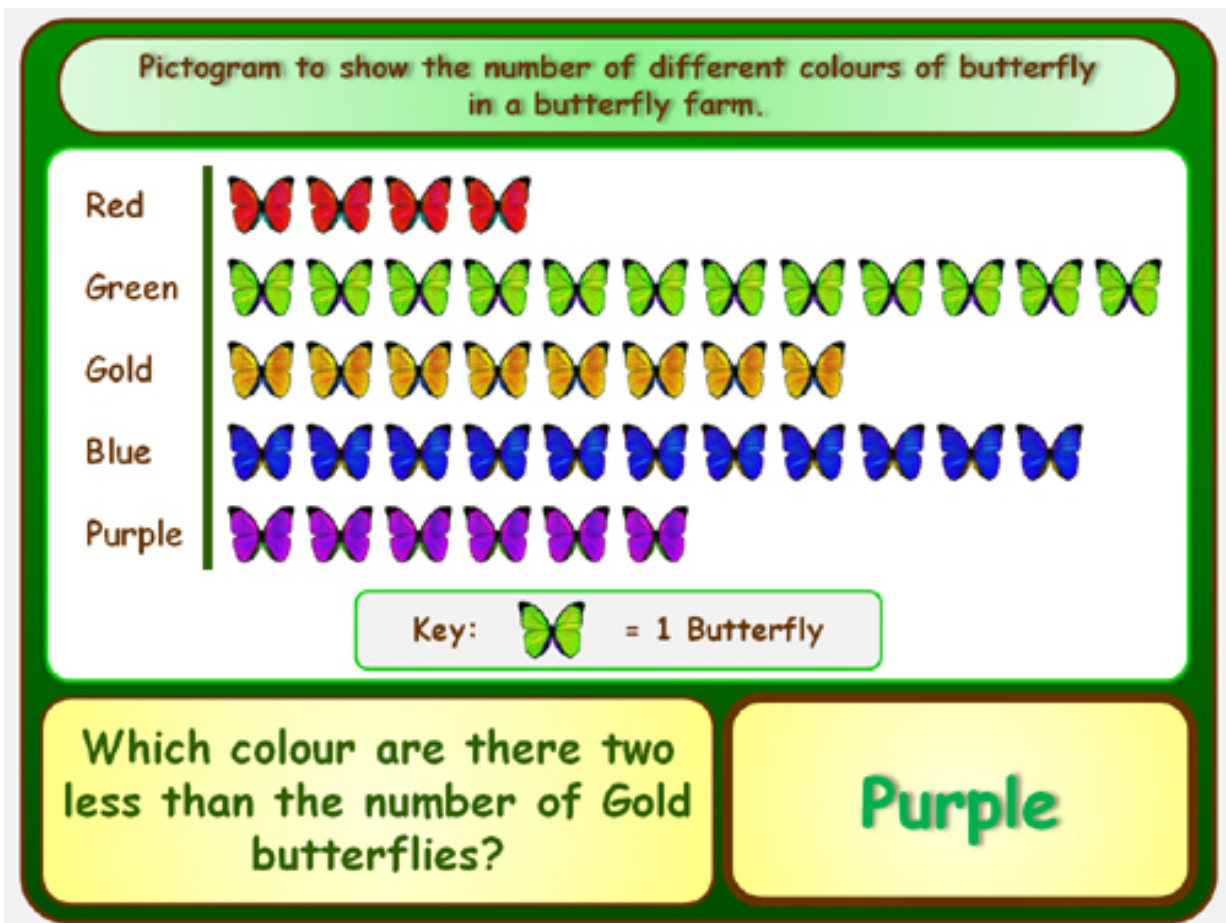
Activity needed for today

What have we learned so far....







Tally charts:


Fruit	Votes
Apple	
Banana	
Peach	
Pear	

pictograms 1-1



pictograms 2,5,10

Day	Number of apples sold
Monday	
Tuesday	
Wednesday	
Thursday	
Friday	
Saturday	
Sunday	

Key:  = 2 apples

block diagrams

